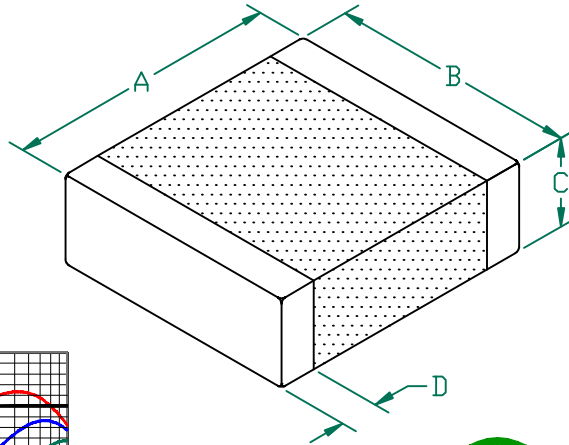


HI2220R181R-10

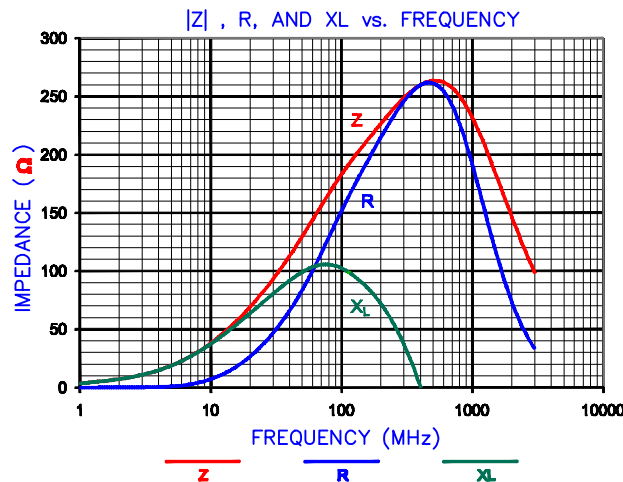
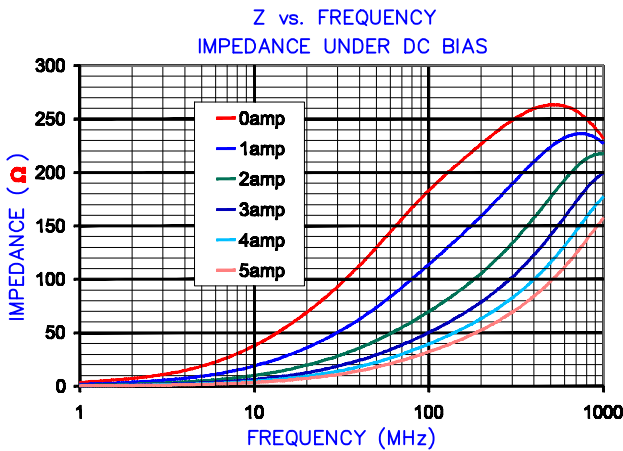
UNCONTROLLED DOCUMENT

PHYSICAL DIMENSIONS:

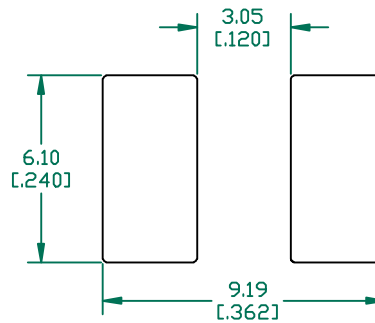
A	5.59 [.220]	+ 0.51 [.020]
B	5.08 [.200]	+ 0.25 [.010]
C	1.80 [.071]	+ 0.25 [.010]
D	0.76 [.030]	+ 0.25 [.010]



ELECTRICAL CHARACTERISTICS:			
Z @ 100MHz (Ω)	DCR (Ω)	Rated Current	
Nominal	180		
Minimum	135		
Maximum	225	0.020	5000 mA

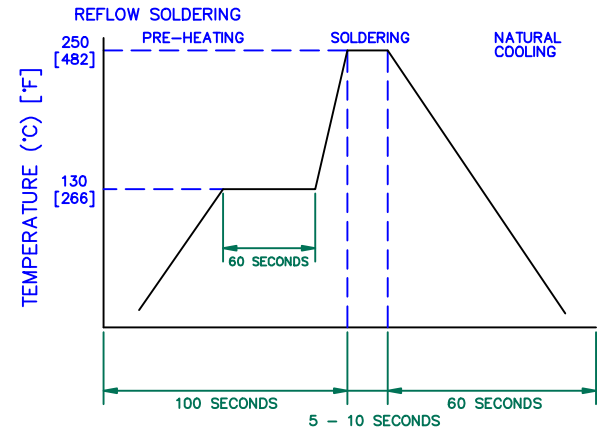


LAND PATTERNS FOR REFLOW SOLDERING



(For wave soldering, add 0.762 [0.030] to this dimension)

RECOMMENDED SOLDERING CONDITIONS



DIMENSIONS ARE IN mm [INCHES].				This print is the property of Laird Tech. and is loaned in confidence subject to return upon request and with the understanding that no copies shall be made without the written consent of Laird Tech. All rights to design or invention are reserved.			
PROJECT/PART NUMBER: HI2220R181R-10				REV B	PART TYPE: CO-FIRE	DRAWN BY: TMB	
B	UPDATE COMPANY LOGO ADD ROHS	01/25/08	JRK	DATE: 04/03/04	SCALE: NTS	SHEET: 2 of 2	
A	ORIGINAL DRAFT	04/03/04	TMB	CAD #	TOOL #		
REV	DESCRIPTION	DATE	INT	HI2220R181R-10-B			